

1

2

3

4

5

6

7

A

A

B

B

C

C

D

D

E

E

F

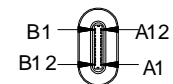
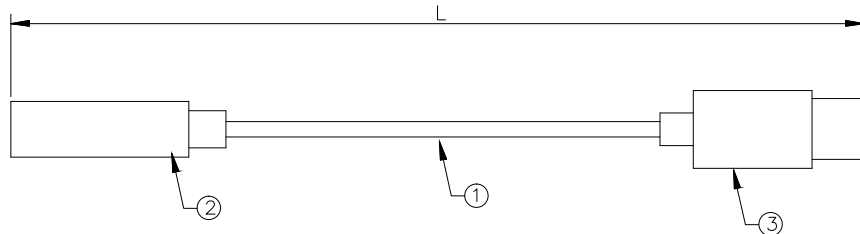
F

G

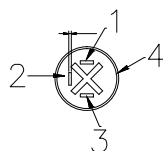
G

H

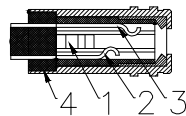
H



P2



③ REAR VIEW



PN	L
A-USB31C-05F-015	150±10
A-USB31C-05F-150	1500±40

②

PIN ASSIGNMENT

P1	P2
1 ————— Red —————	VCC
2 ————— White —————	D-
3 ————— Green —————	D+
4 ————— Black —————	GND

NOTE:  
 1.100% open,short,miswire test.  
 2.Conductive resistance: 3Ω Max  
 3.Insulation resistance:5MΩ Min/300VDC,10ms

NO.	NAME	DESCRIPTION	Q'TY	UNIT
③	CONN	Type-C male, with audio conversion, with black shell	1	SET
②	CONN	DC5521,femal level four, with black shell	1	PCS
①	CABLE	12/0.02BC*4C,OD:3.0MM, black TPE ③	1	PCS

RoHS compliant

Unit: mm

Scale Free

TOLERANCE

DIM TOL

Angle TOL

Id.	Modification	Date	Name
③	Update cable and pin assignment	19.07.2023	Luca
②	Update tolerance	03.07.2023	Luca
①	Update P/N	24.04.2023	Daniel
①	Drawn	20.12.2022	Daniel



Date

Name

Customer-No.

Drawn 13.04.2023 Daniel

Approved 19.07.2023 Luca

ASSMANN WSW-No. A-USB31C-05F-xxx

Drawing-No. ASS 10356 CA rev03

Replace Sheet 1/1

1

2

3

4

5

6

7