

1

2

3

4

5

6

7

A

A

B

B

C

C

D

D

E

E

F

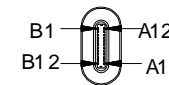
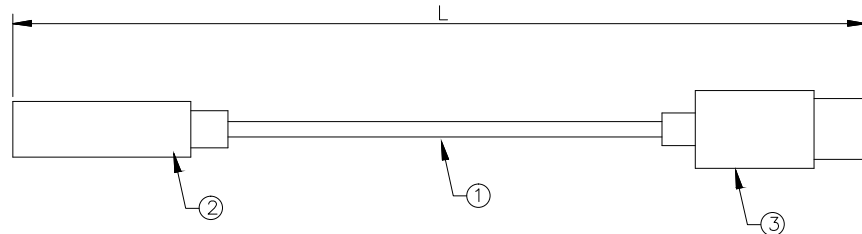
F

G

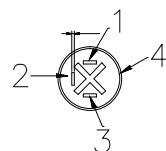
G

H

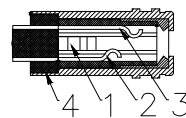
H



P2



③ REAR VIEW



PN	L
A-USB31C-05F-015	150±10
A-USB31C-05F-150	1500±40

②

PIN ASSIGNMENT ④

P1	P2
2 ————— Red —————	A4,A9,B4,B9
1 ————— White —————	A6
3 ————— Green —————	A7
4 ————— Black —————	A1,A12,B1,B12,GND

NOTE:
 1.100% open,short,miswire test.
 2.Conductive resistance: 3Ω Max
 3.Insulation resistance:5MΩ Min/300VDC,10ms

NO.	NAME	DESCRIPTION	Q'TY	UNIT
③	CONN	Type-C male, with audio conversion, with black shell	1	SET
②	CONN	DC5521,femal level four, with black shell	1	PCS
③	CABLE	12/0.08BC*4C,OD:3.0MM, black TPE ③	1	PCS

RoHS compliant

Unit: mm

Scale	Free					Date	Name	Customer-No.
TOLERANCE		④	Update pin assignment	22.08.2024	Luca	Drawn	13.04.2023	Daniel
		③	Update cable and pin assignment	19.07.2023	Luca	Approved	22.08.2024	Luca
		②	Update tolerance	03.07.2023	Luca			
DIM	TOL	①	Update P/N	24.04.2023	Daniel			
		①	Drawn	20.12.2022	Daniel			
Angle	TOL	Id.	Modification	Date	Name	ASSMANN WSW components		

Customer-No.

ASSMANN WSW-No. A-USB31C-05F-xxx

Drawing-No.

ASS 10356 CA rev04

Replace Sheet 1/1

1

2

3

4

5

6

7