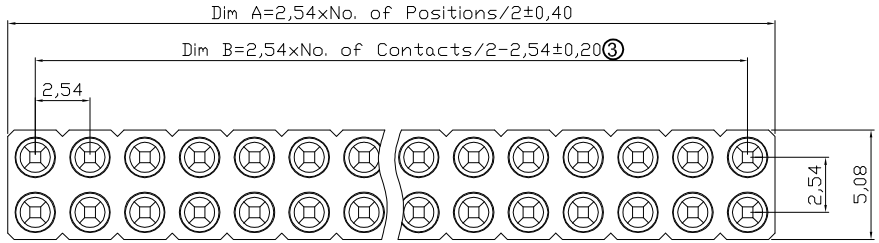

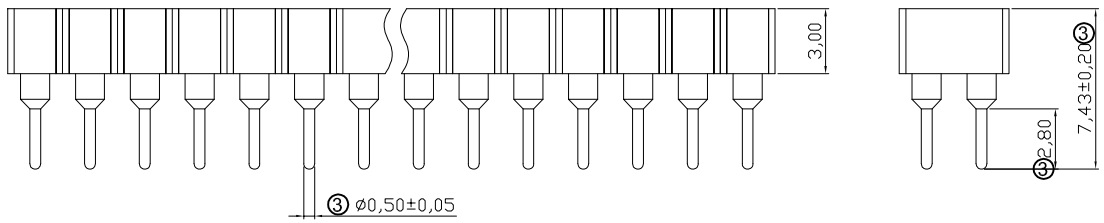

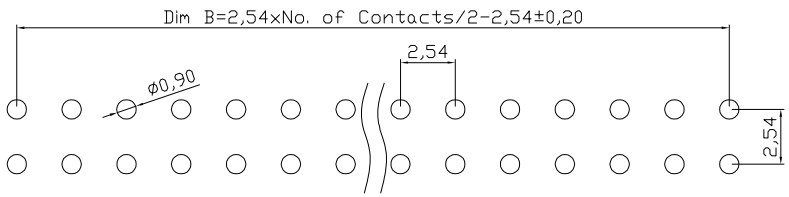

P.C.B. LAYOUT

Technical Data
Material:
Pin(outer sleeve): Brass, machined, CuZn38Pb2
③Clip(contact 4 finger): Beryllium copper, heat treated
Plating Pin(outer sleeve): 2um/80u" nickel, 5um/200u" Tin
Plating Clip(contact 4 finger): 2um/80u" nickel, Gold flash
③Insulator body(housing): PPS UL94V-0 Black

Electrical
Current rating: 3 Amps/contact max.
Contact resistance: ≦4mΩ/contact
Insulation resistance: ≧10000MΩ at 500VAC
Voltage rating: 100 VRMS/150VDC

Mechanical
Average insertion force with steel pin of Ø0.43mm/0.017": <250g
Average withdrawal force with steel pin of Ø0.43mm/0.017": >50g min.
Mechanical life cycle: min. 200
Operating temperature: -40°C to +105°C
Soldering temperature: +260°C, 10s max.

Package: PE bag

Contact	Dim A	Dim B	Contact	Dim A	Dim B	Contact	Dim A	Dim B
02	2.54	——	30	38.10	35.56	58	73.66	71.12
04	5.08	2.54	32	40.64	38.10	60	76.20	73.66
06	7.62	5.08	34	43.18	40.64	62	78.74	76.20
08	10.16	7.62	36	45.72	43.18	64	81.28	78.74
10	12.70	10.16	38	48.26	45.72	66	83.82	81.28
12	15.24	12.70	40	50.80	48.26	68	86.36	83.82
14	17.78	15.24	42	53.34	50.80	70	88.90	86.36
16	20.32	17.78	44	55.88	53.34	72	91.44	88.90
18	22.86	20.32	46	58.42	55.88	74	93.98	91.44
20	25.40	22.86	48	60.96	58.42	76	96.52	93.98
22	27.94	25.40	50	63.50	60.96	78	99.06	96.52
24	30.48	27.94	52	66.04	63.50	80	101.60	99.06
26	33.02	30.48	54	68.58	66.04			
28	35.56	33.02	56	71.12	68.58			

RoHS compliant
Unit: mm

Scale	Free
TOLERANCE	
X.	±0.50
X.X	±0.30
X.XX	±0.10
DIM	TOL
X.°	±1°
Angle	TOL

Id.	Modification	Date	Name
③	Update to new drawing	10.08.2016	Amy
②	Update	23.07.2009	Dean
①	Drawn	03.12.2001	Hellwig

	Date	Name
Drawn	03.12.2001	Hellwig
Approved	10.08.2016	Amy

ASSMANN wsw components

Customer-No.

ASSMANN WSW-No.
AWD 127/xx/Z-T

Drawing-No.
ASS 1189 CO

rev03

Replace

Sheet