

1

2

3

4

5

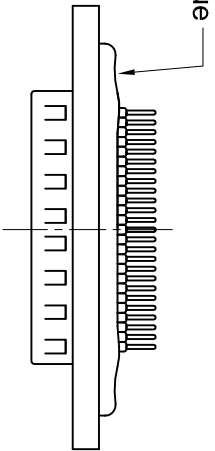
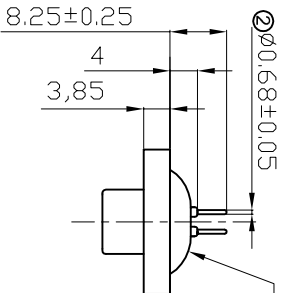
6

7

Panel Thickness

X(MAX.)

Screw L=5.0 For Panel Thickness Under 1.2mm
Screw L=6.0 For Panel Thickness Between 1.2-2.0mm



NOTES:

- MATERIAL**
1. Waterproof Rate: IP68
 2. Connector: D-SUB 25PIN Male
 3. Core Color: Black
 4. Do Mating Test After Glued

51.00

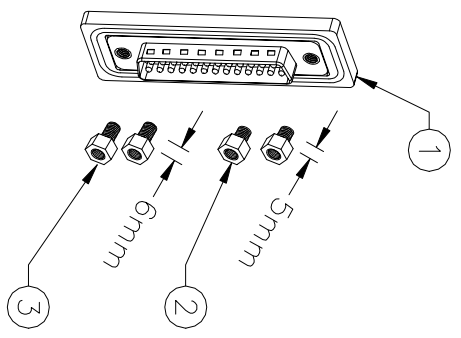
11.00

41.50

R1.50

R1.50

Recommended Panel Cut-Out



64,5

21.0

8.36±0.25

47.04

38.96±0.25

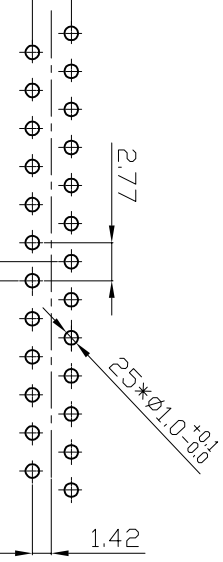
∅1.0±0.05

R.84

2.77

1.42

1.385±0.1



25 Pin Male Connector PCB Pin Layout
Scale 2:1

ROHS compliant
Unit: mm

Scale	Free
TOLERANCE	
X.X	±0.25
X.XX	±0.10
X.XXX	±0.05
DIM	TOL
ANGLE	±1°
X.X°	±X°
Angle	TOL

Id.	Modification	Date	Name
①	Drawn	24.12.2008	JACK
②	Cancel LOGO and change dimension	25.01.2018	Tom

Date	Name
Drawn 24.12.2008	JACK
Approved 25.01.2018	Amy



Customer-No.	Drawing-No.	Replace
ASSMANN WSW-No.	A-DS 25 PP-WP	ASS 3262 CO
		rev02
		Sheet

1

2

3

4

5

6

7

H

G

F

E

D

C

B

A

H

G

F

E

D

C

B

A