

1

2

3

4

5

6

7

A

A

B

B

C

C

D

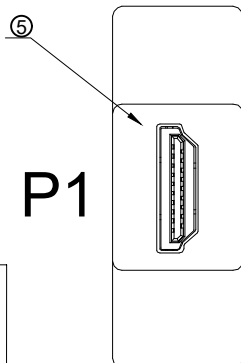
D

E

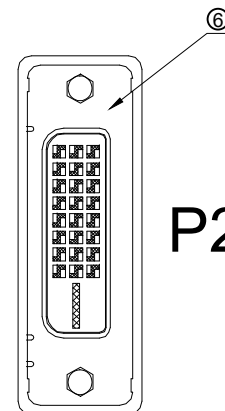
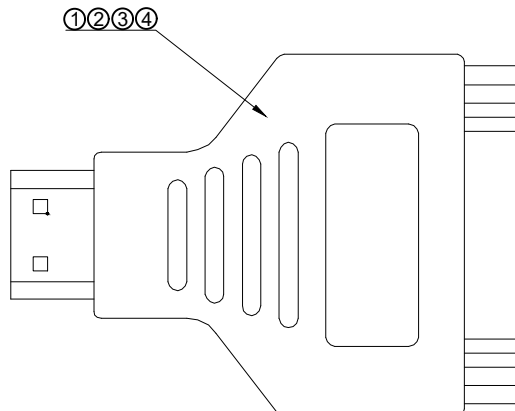
E

F

F



P1



P2

PIN ASSIGNMENT

P1	P2
1	2
3	1
2	3
4	10
6	9
5	11
7	18
9	17
8	19
10	23
12	24
11	22
15	6
16	7
17	15
19	16
18	14
S	S

NO:	NAME	DESCRIPTION	Q'TY	UNIT
6	CONN.	DVI-D(24+1) FEMALE,with front nut	1	pcs
5	CONN.	HDMI A TYPE CONNECTOR	1	pcs
4	Jacket	PVC-BK10/50	NA	g
3	Foil	Foil-Cu,30*85mm	1	pcs
2	Tape	Hi-temp tape, W:19mm,L:70mm	1	pcs
1	CABLE	Jump wire-28-1061-2*35*2mm	1	set

RoHS compliant

Unit: mm

Scale Free

TOLERANCE

DIM TOL

Angle TOL

①

Add drawing No.

09.11.2021

Daniel

②

Drawn

13.03.13

Wilson

Id.

Modification

Date

Name

Date

Name

Description:

HDMI A - DVI-D Adapter,
HDMI 19PIN AM To DVI-D(24+1) F

ASSMANN WSW-No.

AB556

Drawing-No.

ASS 10071 CA

rev01

Customer-No.

Sheet

1 / 1

1

2

3

4

5

6

7

H

H