

1

2

3

4

5

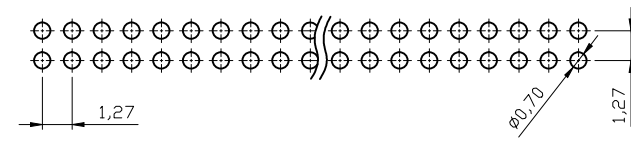
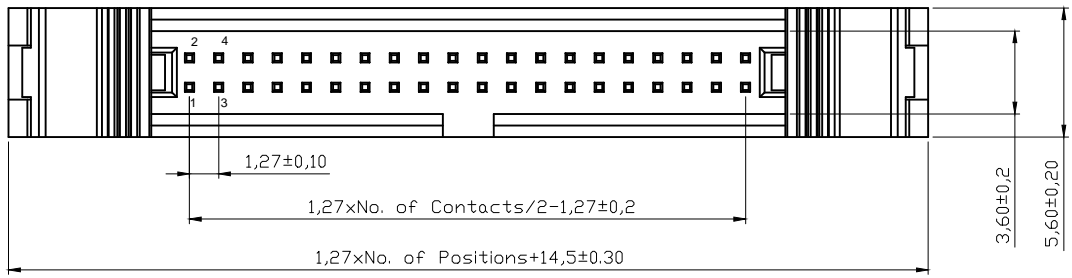
6

7

A

A

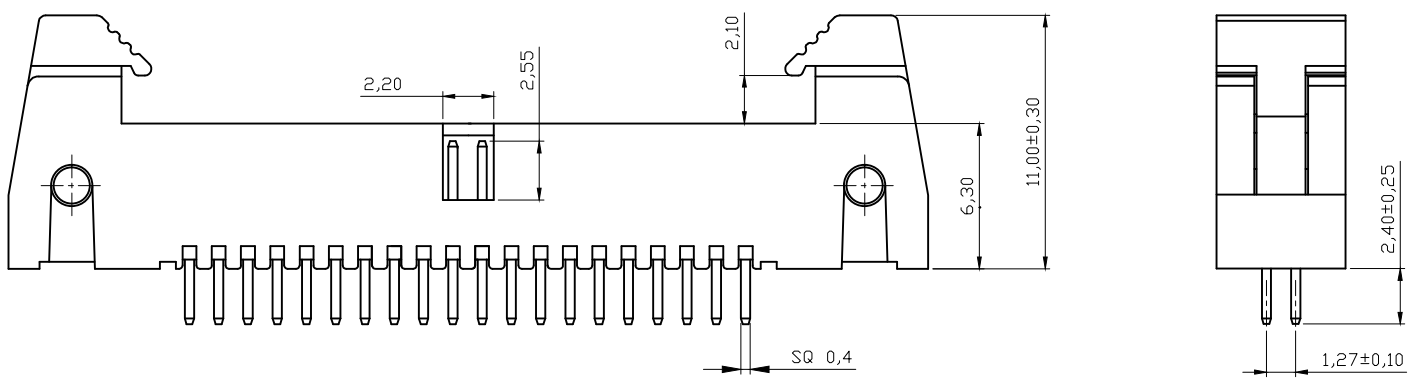
Recommended PCB Layout(Top Side)
(PCB BOARD TOLERANCE±0.05)



- NOTES:**
- MATERIAL**
1. Insulator Material: PA6T+30%GF(UL94V-0)
 2. Contact Material : Brass
 3. Contact Plating : 1µ" Au Over Ni
- ELECTRICAL**
1. Current Rating : 1AMP
 2. Withstand Voltage : 500V AC/DC
 3. Contact Resistance : 20mΩ max
 4. Insulation Resistance: 500MΩ min
- ENVIRONMENTAL**
1. Operation Temperature: -40°C to +105°C
 2. Packing : Tube
 - ② 3. Pin counts: 10, 14, 16, 20, 26, 30, 34, 40, 50, 60, 64

D

D



E

E

F

F

RoHS compliant

Scale	1:1					Date	Name	Customer-No.	
TOLERANCE						Drawn	Rale		
X.X	±0.40					Approved	Winnie	ASSMANN WSW-No.	
X.XX	±0.25							AWH1 xxG-0222	
X.XXX	±0.15							Drawing-No.	
DIM	TOL	②	Add the available pin counts	21.10.2019	Winnie	ASSMANN WSW components		ASS 3549 CO	rev02
X°	±3°	①	Drawn	30.06.2009	Rale			Replace	Sheet
X.X°	±x°								
Angle	TOL	Id.	Modification	Date	Name				

Date	Name	Customer-No.
30.06.2009	Rale	
21.10.2019	Winnie	ASSMANN WSW-No.
		AWH1 xxG-0222
		Drawing-No.
		ASS 3549 CO
		rev02
		Replace
		Sheet

H

H

1

2

3

4

5

6

7