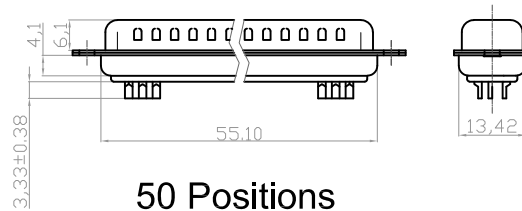
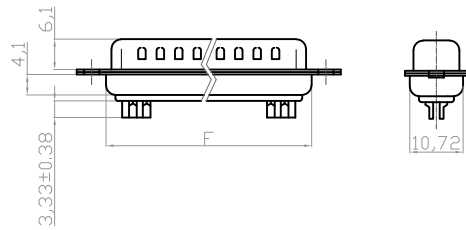
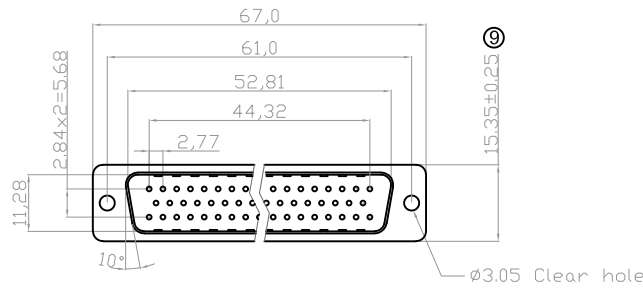
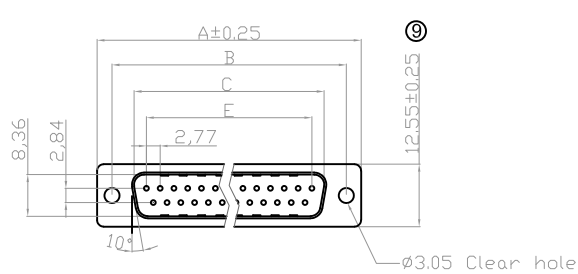


Male



50 Positions

Product Specification

Material

- ① Insulator : Glass-Filled Thermoplastic PBT,UL94V-0
- ② Contact : Copper alloy, plating: see order code
- ③ Shell: Steel ,100u"Tin Over 50u" min Copper

Electrical

- Contact Resistance : 20 milliohms Max at 1 AMP DC.
- Insulation Resistance : 1000 magohms at 500 VDC
- Dielectric Withstanding Voltage : 1000 VAC/rms 60Hz for 1 minute
- Current Rating : 3 AMP
- Volatge Rating : 250 VAC/rms 60Hz
- ⑤ Durability :250 mating cycles
- Operating Temperature : -55°C+105°C
- ⑦ Soldering Temperature : 245±5°C in 10s
- ⑧ Recommended wire size: 28~30AWG

D-SUB						
ORDERING CODE						
Style	Gender	No of contacts		Plating specification	Insulator color	
A-	D	x	xx	LL/	x	- xx
A-	D	F Female	09	LL/	Z Gold selective tin	Blank White
		S Male	15		G Gold flash	BK Black
			25			
			37			
			50			

Dimensions

Positions	A	B	C	E	F
9	30.81	24.99	16.92	11.08	19.20
15	39.20	33.30	25.25	19.39	27.70
25	53.04	47.04	38.96	33.24	41.10
37	69.40	63.50	55.42	49.86	57.30

RoHS compliant

Unit: mm



File No.: E198287

Scale	Free	①	Add PN and update dimension	09.03.2021	Daniel		Date	Name	Customer-No.
TOLERANCE		②	Add recommended wire size	17.01.2019	Xavier	Drawn	15.08.2012	Lucas	
X.	±0.38	⑦	Add solder temperature	16.07.2018	Xavier	Approved	09.03.2021	Daniel	ASSMANN WSW-No.
X.X	±0.25	③	Add the detail plating of shell	17.01.2018	Tom				③ A-Dx xx LL/x-xx
X.XX	±0.13	⑤	Add the mating cycles	19.10.2017	Winnie				Drawing-No.
DIM	TOL	④	Cancel "Clinch Nut "&"Screwlock"	17.06.2016	Winnie				ASS 4884 CO
X.°	±3°								rev09
X.X°	±1°								Replace
Angle	TOL	Id.	Modification	Date	Name				Sheet 1/2



ASS 4884 CO

rev09

Replace

Sheet 1/2

Female

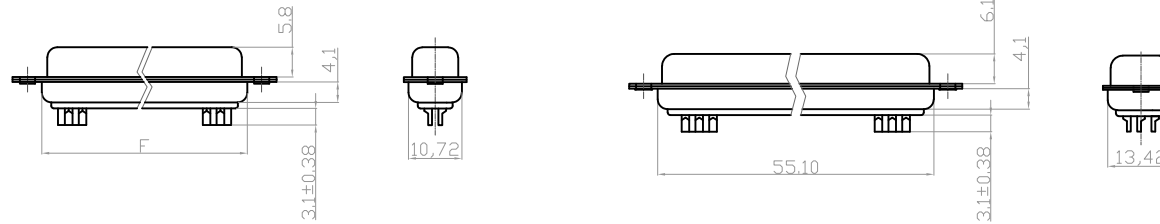
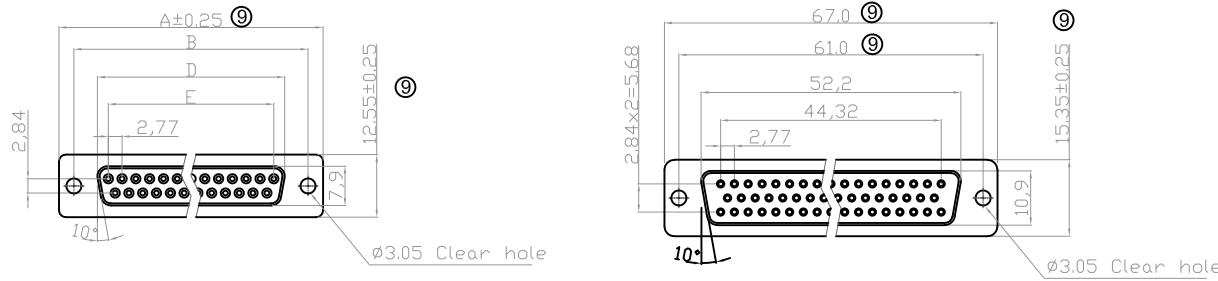
Product Specification

Material

- ⑨ Insulator : Glass-Filled Thermoplastic PBT,UL94V-0
- ⑨ Contact : Copper Alloy , plating: see order code
- ⑥ Shell: Steel 100u"Tin Over 50u" min Copper

Electrical

- Contact Resistance : 20 milliohmsMax at 1 AMP DC.
- Insulation Resistance : 1000 magohms at 500 VDC
- Dielectric Withstanding Voltage :1000 VAC/rms 60Hz for 1 minute
- Current Rating : 3 AMP
- Volatge Rating : 250 VAC/rms 60Hz
- ⑤ Durability :250 mating cycles
- Operating Temperature : -55°C+105°C
- ⑦ Soldering Temperature : 245±5°C in 10s
- ⑧ Recommended wire size: 28~30AWG



D-SUB						
ORDERING CODE						
Style	Gender	No of contacts		Plating specification	Insulator color	
A-	D	x	xx	LL/	x	xx
A-	D	F Female	09	LL/	Z Gold selective tin	Blank White
		S Male	15		G Gold flash	BK Black
			25			
			37			
			50			

Dimensions					
Positions	A	B	D	E	F
9	30.81	24.99	16.33	11.08	19.20
15	39.20	33.30	24.70	19.39	27.70
25	53.05	47.04	38.40	33.24	41.10
37	69.40	63.50	54.84	49.86	57.30

RoHS compliant

Unit: mm



File No.: E198287

Scale	Free	⑨	Add PN and update dimension	09.03.2021	Daniel	Date	Name	Customer-No.
TOLERANCE		⑧	Add recommended wire size	17.01.2019	Xavier	Drawn	15.08.2012	Lucas
X.	±0.38	⑦	Add solder temperature	16.07.2018	Xavier	Approved	09.03.2021	Daniel
X.X	±0.25	⑥	Add the detail plating of shell	17.01.2018	Tom			
X.XX	±0.13	⑤	Add the mating cycles	19.10.2017	Winnie			
DIM	TOL	④	Cancel "Clinch Nut" & "Screwlock"	17.06.2016	Winnie			
X.°	±3°							
X.X°	±1°							
Angle	TOL	Id.	Modification	Date	Name			



ASSMANN WSW-No.
⑨ **A-Dx xx LL/x-xx**

Drawing-No.
ASS 4884 CO rev09

Replace Sheet 2/2