

1

2

3

4

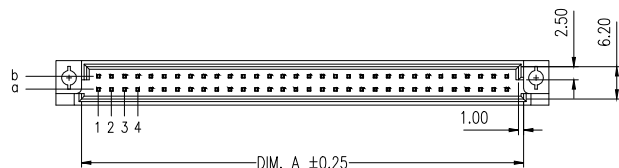
5

6

7

A

A

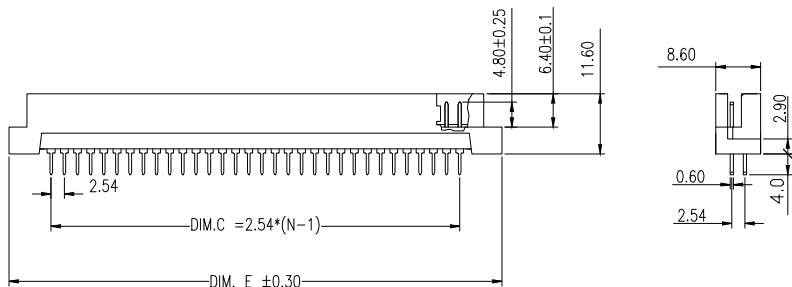


B

B

C

C



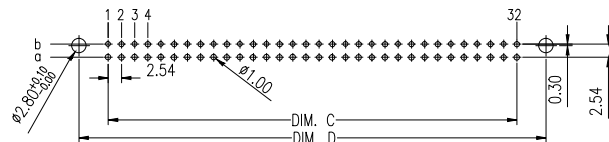
D

D

E

E

Recommended P.C.B Layout (Top Side)
(PCB BOARD TOLERANCE ±0.05)



ROWS	DIM.E	DIM.C	DIM.A	DIM.D
2	95.0	78.74	85.2	88.9

Technical specifications:

Materials:

- 1. Insulator: Glass-Filled PBT, Color: Grey, UL 94V-0
- 2. Contact: Copper Alloy

Contact plating according DIN41612 performance classes:

Performance class I (-1)	500 mating cycles min. 30u" AU plating on mating area, Gold Flash on non-mating area, 50u" Nickel underplating 100u" Sn plating on solder area over 50u" Nickel
Performance class II (-2)	250 mating cycles min. 15u" AU plating on mating area, Gold Flash on non-mating area, 50u" Nickel underplating 100u" Sn plating on solder area over 50u" Nickel
Performance class III (blank)	50 mating cycles min. Gold flash on mating side over 50u" Nickel 100u" Sn plating on solder area over 50u" Nickel

Other specifications:

Contact resistance:	20mOhm max.
Insulation resistance:	10 ¹² Ohm min.
Current rating:	2A
Operating temperature:	-40°C to 105°C
Operating voltage:	125VAC
Test voltage:	1000VAC
Packaging:	Tray

DIN41612 STYLE B MALE STRAIGHT							CONTACT DETAILS			
Style	M=Male F=Female	No of pins	Rows loaded	Pin type	Plating Class	Pin length in mm	Cross section	Pin load	Pin type/direction	
A - B	M	xx	xx	x	- x					
Options (if another contact loading option is needed, please contact your sales office)										
⑤ A - B	M	64	ab	T	- 1	T:	4.00 (±0.25)	0.50x0.60(±0.03)	ab: 2x32 THT straight a: 1x32	

F

F

G

G

RoHS compliant
Unit: mm

cus
File No.: E198287

Scale	Free	⑤	Modification	Date	Name	Date	Name	Description: DIN 41612 Type B / THT / male / Straight
TOLERANCE		④	Add UL E-file No.	18.05.2021	Daniel	Drawn	Winnie	ASSMANN WSW-No. A-BMxxxxx-x
X.	±X							
X.X	±0.40	③	Update-Add Press-In article version	18.01.2021	Winnie	Approved	Winnie	
X.XX	±0.25	②	Change to new plant	17.08.2020	Winnie			
X.XXX	±0.15	①	Modification of Male Pin – see PCN20131612_DIN41612-Arev01	20.12.2013	Amy			Drawing-No. ASS 5675 CO
DIM	TOL	①	Drawn	24.05.2013	Winnie			rev05
Angle	±3°	Id.						SHEET 1/2



H

H

1

2

3

4

5

6

7

1

2

3

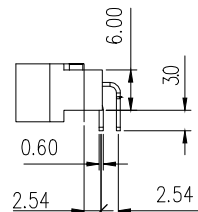
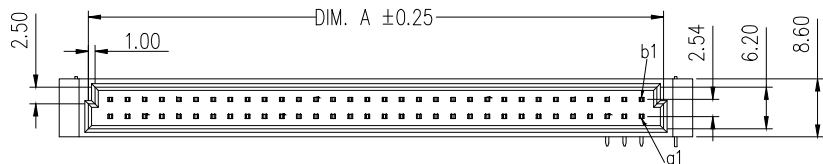
4

5

6

7

A



Technical specifications:

Materials:

- 1. Insulator: Glass-Filled PBT, Color: Grey, UL 94V-0
- 2. Contact: Copper Alloy

Contact plating according DIN41612 performance classes:

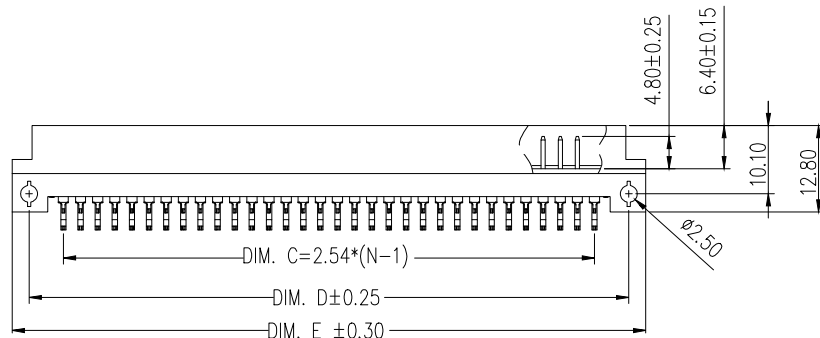
- Performance class I (500 mating cycles min.)
 - 30u" AU plating on mating area, Gold Flash on non-mating area,
 - 50u" Nickel underplating
 - 100u" Sn plating on solder area over 50u" Nickel
- Performance class II (250 mating cycles min.)
 - 15u" AU plating on mating area, Gold Flash on non-mating area,
 - 50u" Nickel underplating
 - 100u" Sn plating on solder area over 50u" Nickel
- Performance class III (50 mating cycles min.) (blank)
 - Gold flash on mating side over 50u" Nickel
 - 100u" Sn plating on solder area over 50u" Nickel

Other specifications:

- Contact resistance: 20mOhm max.
- Insulation resistance: 10¹²Ohm min.
- Current rating: 2A
- Operating temperature: -40°C to 105°C
- Operating voltage: 125VAC
- Test voltage: 1000VAC
- Packaging: Tray

B

C

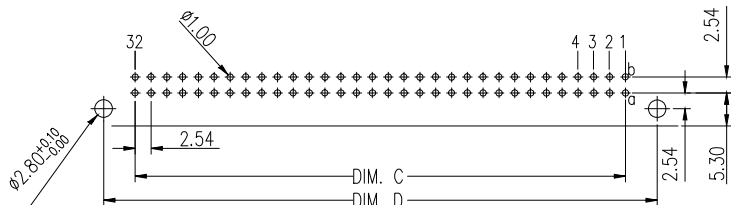


Recommended P.C.B Layout(Top Side)
(PCB BOARD TOLERANCE±0.05)

ROWS	DIM.E	DIM.C	DIM.A	DIM.D
2	94.0	78.74	85.2	88.9

D

E



DIN41612 STYLE B MALE RIGHT-ANGLE											
ORDERING CODE							CONTACT DETAILS				
Style	M=Male F=Female	No of pins	Rows loaded	Pin typ	Plating Class	Tail length	Pin length in mm	Cross section	Pin load	Pin type/direction	
A -	B	M	xx	xx	x -	x x					
Options (if another contact loading option is needed, please contact your sales office)											
5	A -	B	M	64	ab	R -	1	blank	R: 3.00 (+0.25)	0.50x0.60(±0.03)	ab: 2x32 THT right-angle
				32	a		2	S005	4.75 (±0.25)		a: 1x32

F

G

RoHS compliant

Unit: mm



File No.: E198287

Scale	Free	⑤	Update the Pin size to 0.5x0.60 on THT	19.01.2022	Winnie	Date	Name	Description: DIN 41612
TOLERANCE		④	Add UL E-file No.	18.05.2021	Daniel	Drawn	24.05.2013	Winnie
X.	±X	③	Update-Add Press-In article version	18.01.2021	Winnie	Approved	19.01.2022	Winnie
X.X	±0.40	②	Change to new plant	17.08.2020	Winnie			
X.XX	±0.25	①	Modification of Male Pin – see PCN20131612_DIN41612-Arev01	20.12.2013	Amy			Drawing-No. ASS 5675 CO
X.XXX	±0.15	①	Drawn	24.05.2013	Winnie			rev05
DIM	TOL	①	Drawn	24.05.2013	Winnie			Customer-No.
Angle	±3°	Id.	Modification	Date	Name			

A-BMxxxxx-x

H

1

2

3

4

5

6

7