

1

2

3

4

5

6

7

A

A

B

B

C

C

D

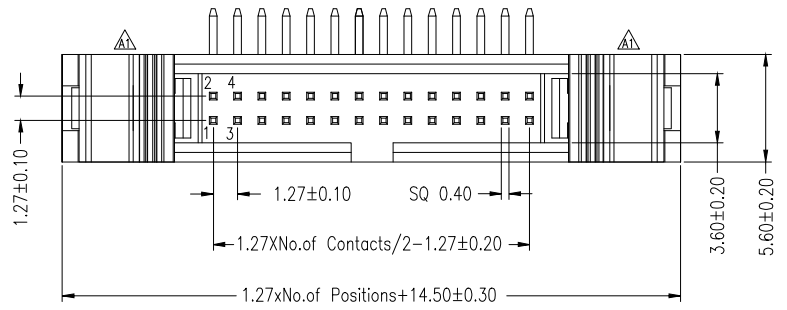
D

E

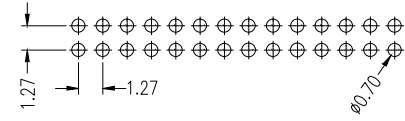
E

F

F



Recommended P.C.B Layout(lop Side)
(PCB BOARD TOLERANCE±0.05)



NOTES:

MATERIAL

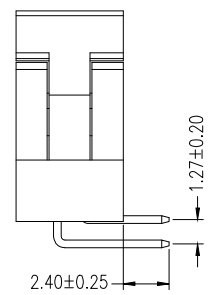
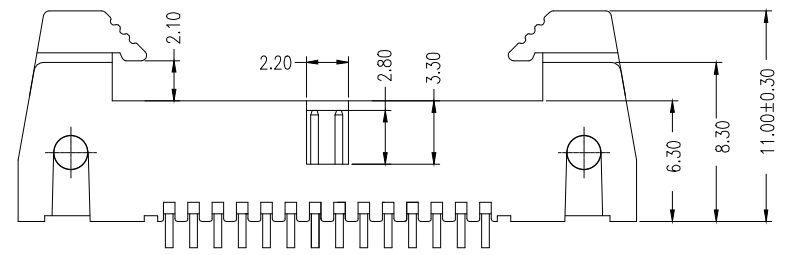
- 1. Insulator Material: PA6T+30%GF(UL94V-0)
- 2. Contact Material : Brass
- 3. Contact Plating : 1µ" Au Over Ni

ELECTRICAL

- 1. Current Rating : 1AMP
- 2. Withstand Voltage : 500V AC/DC
- 3. Contact Resistance : 20mΩ max
- 4. Insulation Resistance: 500MΩ min

ENVIRONMENTAL

- 1. Operation Temperature: -40°C to +105°C
- 2. Packing : Tube
- ③ Pin counts: 10, 14, 16, 20, 26, 30, 34, 40, 50, 60, 64



RoHS compliant
Unit: mm

Scale	Free					Date	Name	Customer-No.
TOLERANCE					Drawn	13.03.2018	Tom	
X.	±0.40				Approved	21.10.2019	Winnie	ASSMANN WSW-No.
X.X	±0.25							AWH1 xxA-0222
X.XX	±0.15	①	Add the available pin counts	21.10.2019	Winnie			Drawing-No.
DIM	TOL	②	Drawn	13.03.2018	Tom	ASSMANN WSW components		ASS 7761 CO
Angle	±3°	Id.	Modification	Date	Name			rev01
Angle	TOL							Replace

1

2

3

4

5

6

7

SV4440

G

G

H

H