For SIP

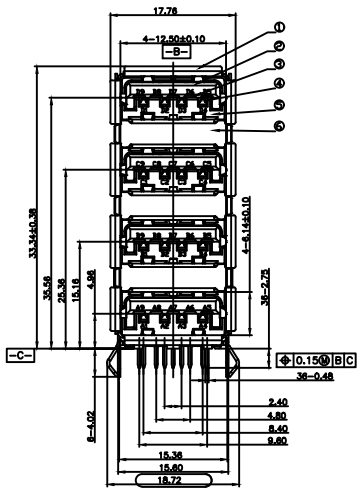

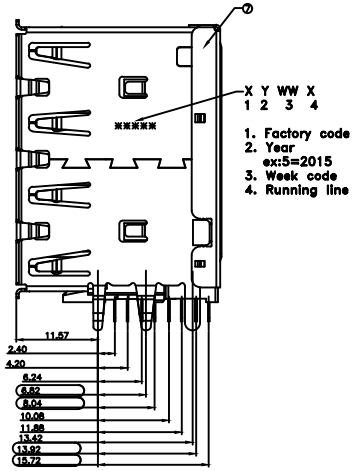

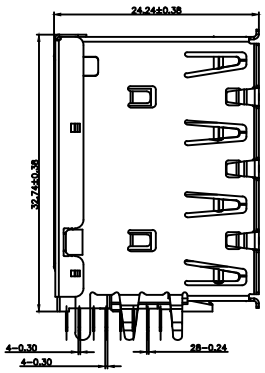

NOTES:

1. ELECTRICAL CHARACTERISTICS :
   1-1. CONTACT CURRENT RATING:
   2.0 A FOR VBUS PIN AND ITS CORRESPONDING GND PIN.
   0.25 A MIN FOR ALL OTHER CONTACTS.
   1-2. CONTACT RESISTANCE:
   30 MILLIOHMS MAX FOR VBUS AND GND CONTACTS.
   50 MILLIOHMS MAX FOR ALL OTHER CONTACTS.
   1-3. DIELECTRIC WITHSTANDING VOLTAGE : 100 VRMS AC MIN.
   1-4. INSULATION RESISTANCE: 100 MEGOHMS MIN.
2. MECHANICAL CHARACTERISTICS:
   2-1. CONNECTOR INSERTION FORCE: 35N MAX.
   2-2. CONNECTOR EXTRACTION FORCE: 10N MIN INITIAL,
   8N MIN AFTER DURABILITY.
   2-3. DURABILITY: 5000 CYCLES.
   2-4. OPERATING TEMPERATURE: -55°C TO +85°C
3. DIMENSIONS ARE IN MILLIMETERS, BRACKETED DIMENSIONS ARE INCHES EQUIVALENTS.
4. RECOMMENED PROCESS: WAVE SOLDER 260°C,3~5SECONDS.
5. THE CONNECTOR IS ROHS COMPLIANT AND HALOGEN FREE COMPLIANT.

Order Code:

A-USB3-AFN-4A-xTP1
- H = 30u" Au
- P = 15u" Au
- G = Gold Flash

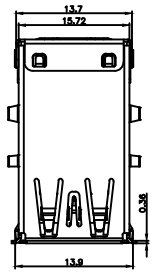

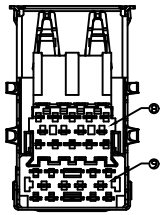

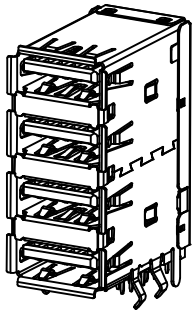

PIN ASSIGNMENT:

Pin No.	D1	D2	D3	D4	D5	D6	D7	D8	D9
Pin No.	C1	C2	C3	C4	C5	C6	C7	C8	C9
Pin No.	B1	B2	B3	B4	B5	B6	B7	B8	B9
Pin No.	A1	A2	A3	A4	A5	A6	A7	A8	A9
Signal Name	VBUS	D-	D+	GND	STDA_SSRX-	STDA_SSRX+	GND_DRAIN	STDA_SSTX-	STDA_SSTX+
Remark	USB2 Contact Pin				USB3 Contact Pin				

NO.	DESCRIPTION	QTY.	MATERIAL	TREATMENT
9	SPACER #2	1	PA66 UL 94V-0	MOLDED COLOR:BLACK HF OR NON HF
8	SPACER #1	1	PA66 UL 94V-0	MOLDED COLOR:BLACK HF OR NON HF
7	REAR SHELL	1	STAINLESS STEEL	CLEAN
6	FINGER	3	STAINLESS STEEL	CLEAN
5	FRAME	1	PBT UL 94V-0	MOLDED COLOR:BLACK HF OR NON HF
4	U2 CONTACT	16	Phosphor Bronze or Brass	1~30u" MIN. Au PLATING AT CONTACT AREA. Lead free 100-200u" tin alloy at termination,
3	U3 CONTACT	20	Brass	Nickel 50~100u" underplating over all.
2	INNER INSULATOR	4	PBT or HTN UL 94V-0	MOLDED COLOR: Black or Blue(PANTONE:300C) HF OR NON HF
1	FRONT SHELL	1	STAINLESS STEEL	NI PLATED OVER ALL, TIN ALLOY(LEAD FREE) PLATED AT KINK AND TAB.

RoHS compliant

Unit:mm

Scale	Free
TOLERANCE	
.X	±0.35
.XX	±0.25
.XXX	±0.15
DIM	TOL
X.°	±3°
Angle	TOL

Id.	Modification	Date	Name
0	Drawn	01.09.2020	Luca

	Date	Name
Drawn	01.09.2020	Luca
Approved	01.09.2020	Luca

ASSMANN wsw components

Description: USB Combo Connector female / USB3.0 Type A*4 / RA

ASSMANN WSW-No.

A-USB3-AFN-4A-xTP1

Drawing-No. ASS 8660 CO

rev00

Customer-No.

SHEET 1 / 2

SV4937

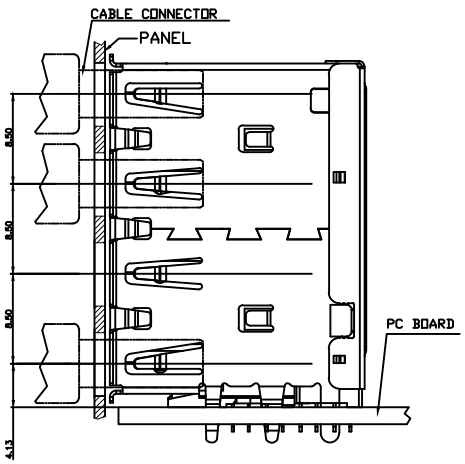

RECESSED MOUNTING CONFIGURATION

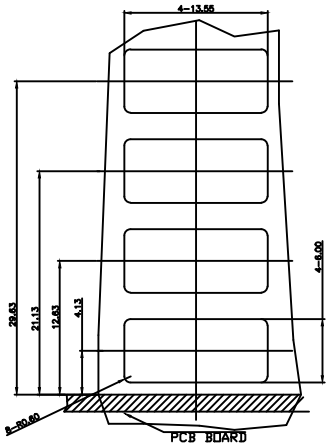

MOUNTING PANEL CUTOUT (INTERNAL SIDE)

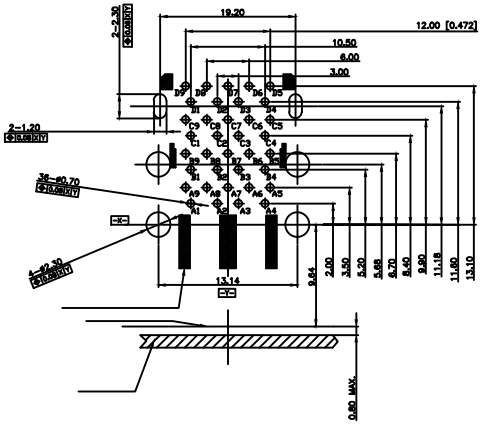

RECOMMENDED P.C.B LAYOUT (COMPONENT SIDE)
T=1.6±0.05[.063±0.002]mm,DEFAULT TOLERANCE: ±0.05[.002]

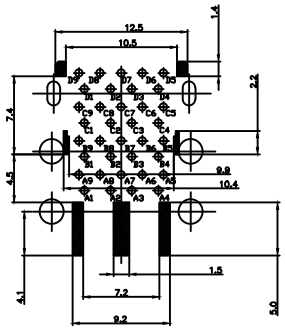

STANDOFF USED AREA

RoHS compliant

Unit:mm

Scale	Free
TOLERANCE	
.X	±0.35
.XX	±0.25
.XXX	±0.15
DIM	TOL
X.°	±3°
Angle	TOL

Id.	Modification	Date	Name
0	Drawn	01.09.2020	Luca

	Date	Name
Drawn	01.09.2020	Luca
Approved	01.09.2020	Luca

ASSMANN WSW components

Description: USB Combo Connector female / USB3.0 Type A*4 / RA

ASSMANN WSW-No.
A-USB3-AFN-4A-xTP1

Drawing-No.
ASS 8660 CO

rev00

Customer-No.

SHEET 2 / 2

SV4937