

1

2

3

4

5

6

7

A

A

B

B

C

C

D

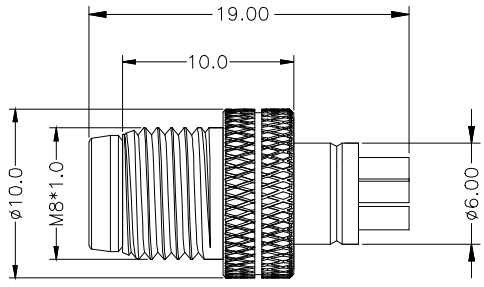
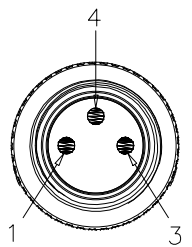
D

E

E

F

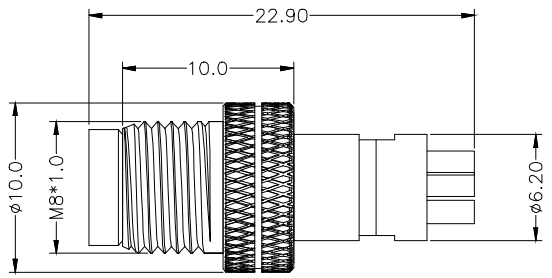
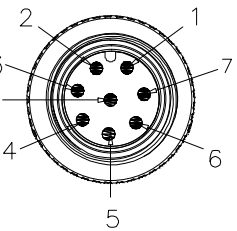
F



3PIN~5PIN

NOTE:

- 1.ELECTRICAL
  - 1.1 Rating Voltage:See table
  - 1.2 Rating Current:See table
  - 1.3 Insulation Resistance:>100MΩ
  - 1.4 Contact Resistance:≤10mΩ
- 2.Mechanical Characteristics:mating cycle>100 cycles
- 3.Operating temperature: -25°C to +85°C
- 4.Waterproof connector rating is IP67  
They can not be used permanently under water  
Per ISO-20653,IEC60529



6PIN~8PIN

Electrical character

Part Number	Contacts	Rated voltage		Rated current	Contact Resistance
		A/C	D/C		
A-M08-03-MGMA-GTB1		60V	60V	3A	10mΩ
A-M08-04-MGMA-GTB1		30V	30V	3A	10mΩ
A-M08-05-MGMB-GTB1		30V	30V	3A	10mΩ
A-M08-06-MGMA-GTB1		30V	30V	1.5A	10mΩ
A-M08-08-MGMA-GTB1		30V	30V	1.5A	10mΩ

G

G

RoHS compliant  
unit:mm

Scale	Free
TOLERANCE	
.X	±0.50
.XX	±0.20
DIM	TOL
X.°	±2.0°
.X°	±1.0°
Angle	TOL

					Date	Name	Description: M8 Circular Connector Male Connector for over-molding
					Drawn	08.08.2022	
					Approved	08.08.2022	Peter
							ASSMANN WSW-NO.
							A-M08-xx-MGMA-GTB1
							Drawing-No.
							ASS 9442 CO
							rev00
							Customer-No.
							SHEET 1 / 2



H

H

1

2

3

4

5

6

7

1

2

3

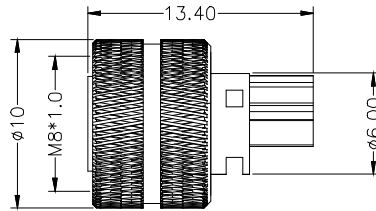
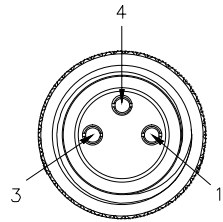
4

5

6

7

A



3PIN~5PIN

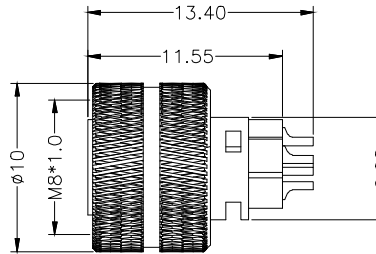
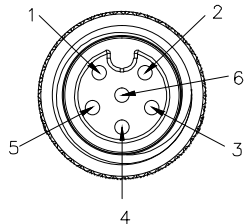
NOTE:

- 1.ELECTRICAL
- 1.1 Rating Voltage:See table
- 1.2 Rating Current:See table
- 1.3 Insulation Resistance:>100MΩ
- 1.4 Contact Resistance:≤10mΩ

- 2.Mechanical Characteristics:mating cycle>100 cycles
- 3.Operating temperature: -25°C to +85°C
- 4.Waterproof connector rating is IP67  
They can not be used permanently under water  
Per ISO-20653,IEC60529

B

C

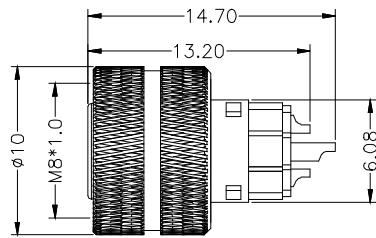
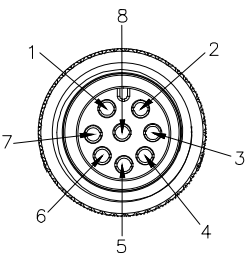


6PIN

Electrical character

Part Number	Contacts	Rated voltage		Rated current	Contact Resistance
		A/C	D/C		
A-M08-03-FGMA-GTB1		60V	60V	3A	10mΩ
A-M08-04-FGMA-GTB1		30V	30V	3A	10mΩ
A-M08-05-FGMB-GTB1		30V	30V	3A	10mΩ
A-M08-06-FGMA-GTB1		30V	30V	1.5A	10mΩ
A-M08-08-FGMA-GTB1		30V	30V	1.5A	10mΩ

E



8PIN

F

G

RoHS compliant  
unit:mm

Scale	Free
TOLERANCE	
.X	±0.50
.XX	±0.20
DIM	TOL
X.°	±2.0°
.X°	±1.0°
Angle	TOL

					Date	Name	Description: M8 Circular Connector Female Connector for over-molding	
					Drawn	08.08.2022		Peter
					Approved	08.08.2022	Peter	ASSMANN WSW-NO.
							A-M08-xx-FGMA-GTB1	
							Drawing-No.	
							ASS 9442 CO	
							rev00	
							Customer-No.	
							SHEET 2 / 2	

A

B

C

D

E

F

G

H

1

2

3

4

5

6

7

