

1

2

3

4

5

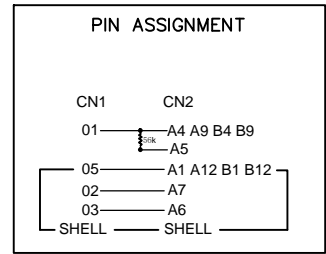
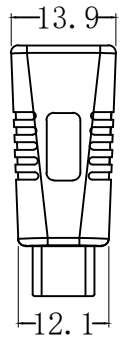
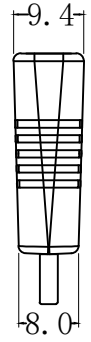
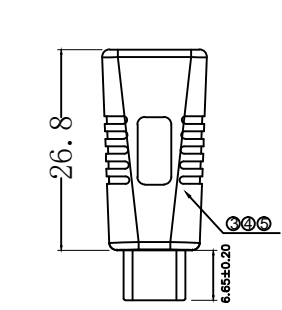
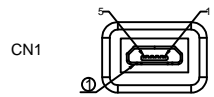
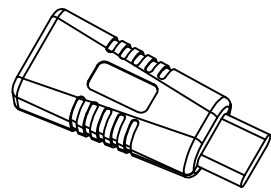
6

7

A

A

**NOTE:**  
 1. 100% test short, open & mis-wiring  
 2. Support power & data transmission.



B

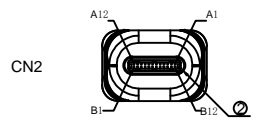
B

C

C

D

D



E

E

F

F

| 5    | Over-mold  | PVC Black                  | AR   | G    |
|------|------------|----------------------------|------|------|
| 4    | Inner-mold | PE                         | AR   | G    |
| 3    | PCB        | PCB T=0.8mm Resistor: 56KΩ | 1    | PCS  |
| 2    | Connector  | Mirco USB2.0 BF            | 1    | PCS  |
| 1    | Connector  | USB CM Contacts: G/F       | 1    | PCS  |
| ITEM | NAME       | DESCRIPTION                | Q'TY | UNIT |

G

G

**RoHS compliant**  
 unit:mm

|           |       |
|-----------|-------|
| Scale     | Free  |
| TOLERANCE |       |
| X.X       | ±0.50 |
| X.XX      | ±0.30 |
| X.XXX     | ±0.15 |
| DIM       | TOL   |
| X°        | ±2°   |
| Angle     | TOL   |

|          |              |      |      |      |
|----------|--------------|------|------|------|
| Drawn    | 14.08.2024   | Luca | Date | Name |
| Approved | 14.08.2024   | Luca |      |      |
| Id.      | Modification | Date | Name |      |

Description: Adapter  
 USB CM/Mirco USB2.0 BF

ASSMANN WSW-NO.  
**A-AD-01M-05F-1G1**

Drawing-No.  
**ASS 9891 CO** rev00

Customer-No.  
 Sheet 1 / 1

H

H

1

2

3

4

5

6

7

