

Product Change Notification (PCN)

Issue Date: 16.09.2020
Modification / Revision Date: 16.09.2020

A-QFxxxxx-x
DIN41612

Change Notification : PCN 20200916_ A-QFxxxxx-x

Description of changes :
1. Change of production location
2. New Draw.-No.ASS_5795_COrev01

Reason for Change : Change of production location

Key Characteristics of Change : Details see page 3

Products Affected :
A-QFxxxxx-x
Type Q, female, right-angle

Date of change and Implementation :
Change : Week 38 / Year 2020
Implementation: 16.09.2020

Response : No response to this notification is required.

PCN Revision History :

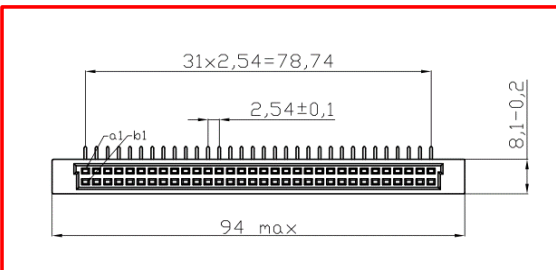
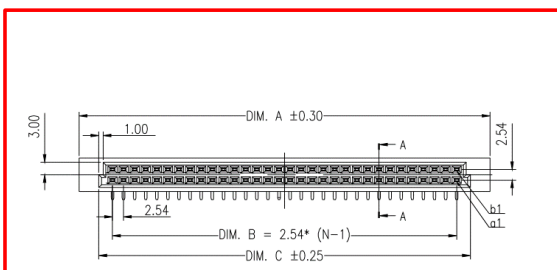
Date of Revision : 16.09.2020

Revision Number: 00

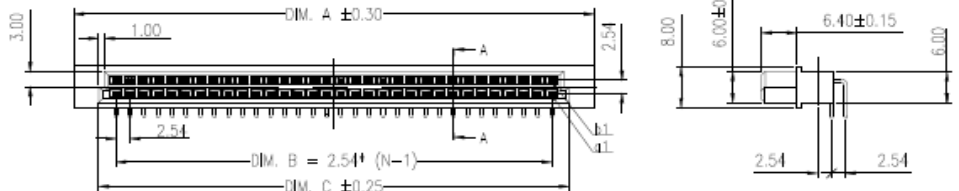
page 1/

Product Change Notification(PCN)

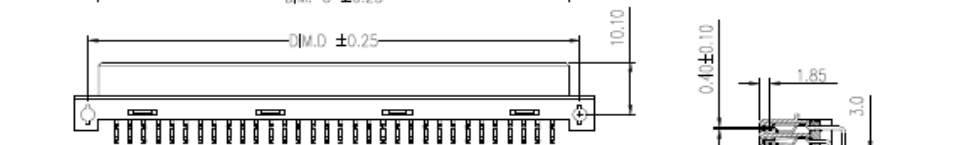
Issue Date: 16.09.2020
Modification / Revision Date: 16.09.2020

A-QFxxxxx-x Old version	A-QFxxxxx-x New version																																
<p>Tolerance :</p> <table border="1"> <tr><td>Scale</td><td>1:1</td></tr> <tr><td colspan="2">TOLERANCE</td></tr> <tr><td>X.</td><td>±0.25</td></tr> <tr><td>X.X</td><td>±0.1</td></tr> <tr><td>X.XX</td><td>±0.05</td></tr> <tr><td>X.XXX</td><td>±0.012</td></tr> <tr><td>DIM</td><td>TOL</td></tr> <tr><td>Angle</td><td>±1°</td></tr> </table>	Scale	1:1	TOLERANCE		X.	±0.25	X.X	±0.1	X.XX	±0.05	X.XXX	±0.012	DIM	TOL	Angle	±1°	<p>Tolerance :</p> <table border="1"> <tr><td>Scale</td><td>Free</td></tr> <tr><td colspan="2">TOLERANCE</td></tr> <tr><td>X.</td><td>±X</td></tr> <tr><td>X.X</td><td>±0.40</td></tr> <tr><td>X.XX</td><td>±0.25</td></tr> <tr><td>X.XXX</td><td>±0.15</td></tr> <tr><td>DIM</td><td>TOL</td></tr> <tr><td>Angle</td><td>±3°</td></tr> </table>	Scale	Free	TOLERANCE		X.	±X	X.X	±0.40	X.XX	±0.25	X.XXX	±0.15	DIM	TOL	Angle	±3°
Scale	1:1																																
TOLERANCE																																	
X.	±0.25																																
X.X	±0.1																																
X.XX	±0.05																																
X.XXX	±0.012																																
DIM	TOL																																
Angle	±1°																																
Scale	Free																																
TOLERANCE																																	
X.	±X																																
X.X	±0.40																																
X.XX	±0.25																																
X.XXX	±0.15																																
DIM	TOL																																
Angle	±3°																																
<p>Contact</p> <table border="1"> <tr><td>Thickness</td><td>:0.35±0.02mm</td></tr> <tr><td>Width</td><td>:0.60±0.04mm</td></tr> <tr><td>Tail Length</td><td>:3-0.4mm</td></tr> </table>	Thickness	:0.35±0.02mm	Width	:0.60±0.04mm	Tail Length	:3-0.4mm	<p>Contact</p> <table border="1"> <tr><td>R</td><td>: 3.00±0.25*(0.60x0.60)±0.03</td></tr> </table>	R	: 3.00±0.25*(0.60x0.60)±0.03																								
Thickness	:0.35±0.02mm																																
Width	:0.60±0.04mm																																
Tail Length	:3-0.4mm																																
R	: 3.00±0.25*(0.60x0.60)±0.03																																
<p>Plating</p> <table border="1"> <tr><td colspan="2">Contact Finish(Option In Part Number "-x")</td></tr> <tr><td colspan="2">-1: 25µ" (0.63µm)Pd/Ni and 2µ"Gold Plating on Mating Area ,100 µ"(2.54µm)Tin Plating on Tail Area, Flash Gold Plating on Non-mating Area,50 µ" (1.27µm)Nickel Underplate All Over</td></tr> <tr><td colspan="2">-2: 12µ" (0.30µm)Pd/Ni and 2µ"Gold Plating on Mating Area ,100 µ"(2.54µm)Tin Plating on Tail Area, Flash Gold Plating on Non-mating Area,50 µ" (1.27µm)Nickel Underplate All Over</td></tr> <tr><td colspan="2">Blank: Flash Gold Plating on mating Area and non-mating Area, Tin Plating on Tail Area,Nickel Underplate All Over</td></tr> </table>	Contact Finish(Option In Part Number "-x")		-1: 25µ" (0.63µm)Pd/Ni and 2µ"Gold Plating on Mating Area ,100 µ"(2.54µm)Tin Plating on Tail Area, Flash Gold Plating on Non-mating Area,50 µ" (1.27µm)Nickel Underplate All Over		-2: 12µ" (0.30µm)Pd/Ni and 2µ"Gold Plating on Mating Area ,100 µ"(2.54µm)Tin Plating on Tail Area, Flash Gold Plating on Non-mating Area,50 µ" (1.27µm)Nickel Underplate All Over		Blank: Flash Gold Plating on mating Area and non-mating Area, Tin Plating on Tail Area,Nickel Underplate All Over		<p>Plating</p> <table border="1"> <tr><td>Performance class I (-1)</td><td>500 mating cycles min. 30u" AU plating on mating area, Gold Flash on non-mating area, 50u" Nickel underplating</td></tr> <tr><td>Performance class II (-2)</td><td>100u" Sn plating on solder area over 50u" Nickel 250 mating cycles min. 15u" AU plating on mating area, Gold Flash on non-mating area, 50u" Nickel underplating</td></tr> <tr><td>Performance class III (blank)</td><td>100u" Sn plating on solder area over 50u" Nickel 50 mating cycles min. Gold flash on mating side over 50u" Nickel 100u" Sn plating on solder area over 50u" Nickel</td></tr> </table>	Performance class I (-1)	500 mating cycles min. 30u" AU plating on mating area, Gold Flash on non-mating area, 50u" Nickel underplating	Performance class II (-2)	100u" Sn plating on solder area over 50u" Nickel 250 mating cycles min. 15u" AU plating on mating area, Gold Flash on non-mating area, 50u" Nickel underplating	Performance class III (blank)	100u" Sn plating on solder area over 50u" Nickel 50 mating cycles min. Gold flash on mating side over 50u" Nickel 100u" Sn plating on solder area over 50u" Nickel																		
Contact Finish(Option In Part Number "-x")																																	
-1: 25µ" (0.63µm)Pd/Ni and 2µ"Gold Plating on Mating Area ,100 µ"(2.54µm)Tin Plating on Tail Area, Flash Gold Plating on Non-mating Area,50 µ" (1.27µm)Nickel Underplate All Over																																	
-2: 12µ" (0.30µm)Pd/Ni and 2µ"Gold Plating on Mating Area ,100 µ"(2.54µm)Tin Plating on Tail Area, Flash Gold Plating on Non-mating Area,50 µ" (1.27µm)Nickel Underplate All Over																																	
Blank: Flash Gold Plating on mating Area and non-mating Area, Tin Plating on Tail Area,Nickel Underplate All Over																																	
Performance class I (-1)	500 mating cycles min. 30u" AU plating on mating area, Gold Flash on non-mating area, 50u" Nickel underplating																																
Performance class II (-2)	100u" Sn plating on solder area over 50u" Nickel 250 mating cycles min. 15u" AU plating on mating area, Gold Flash on non-mating area, 50u" Nickel underplating																																
Performance class III (blank)	100u" Sn plating on solder area over 50u" Nickel 50 mating cycles min. Gold flash on mating side over 50u" Nickel 100u" Sn plating on solder area over 50u" Nickel																																
<p>Insulator Appearance:</p> 	<p>Insulator Appearance:</p> 																																
<p>For detail, please take attached new drawing: ASS_5795_COrev02 for reference</p>																																	

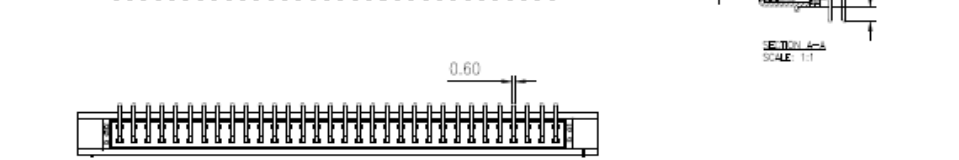
A



B



C



D

Technical specifications:

Materials:

- 1. Insulator: Glass-Filled PBT, Color: Grey, UL 94V-0
- 2. Contact: Copper Alloy

Contact plating according DIN41612 performance classes:

- Performance class I (500 mating cycles min.)
 - (-1) 30u" AU plating on mating area, Gold Flash on non-mating area, 50u" Nickel underplating
 - 100u" Sn plating on solder area over 50u" Nickel
- Performance class II (250 mating cycles min.)
 - (-2) 15u" AU plating on mating area, Gold Flash on non-mating area, 50u" Nickel underplating
 - 100u" Sn plating on solder area over 50u" Nickel
- Performance class III (50 mating cycles min.)
 - (blank) Gold flash on mating side over 50u" Nickel
 - 100u" Sn plating on solder area over 50u" Nickel

Other specifications:

- Contact resistance: 20mOhm max.
- Insulation resistance: 10¹²Ohm min.
- Current rating: 2A
- Operating temperature: -40°C to 105°C
- Operating voltage: 125VAC
- Test voltage: 1000VAC
- Packaging: Tray

A

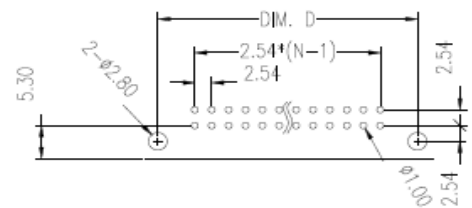
B

C

D

E

Recommended P.C.B Layout(Top Side)
(PCB BOARD TOLERANCE±0.05)



ROWS	DIM. A	DIM. B	DIM. C	DIM. D
2	94.00	78.74	85.00	88.90
2	54.00	38.10	44.40	48.26

DIN41612 STYLE Q FEMALE IN VERSIVE RIGHT-ANGLE							CONTACT DETAILS				
ORDERING CODE					CONTACT CLASS		Pin length in mm	Cross section	Pin load	Pin type/direction	
Style	M=Male F=Female	No of pins	Rows	Pin loaded	Pin type	Plating Class					
A -	Q	F	xx	xx	x	-	x				
Options (if another contact loading option is needed, please contact your sales office)											
A -	Q	F	64	ab	R	-	1	3.00 (±0.25)	0.60x0.60(±0.03)	2x32	THT right-angle
			32	a			2			1x32	
			32	b		blank				1x32	

E

F

F

G

RoHS compliant
Unit:mm

Scale	Free
TOLERANCE	
X.	±X
X.X	±0.40
X.XX	±0.25
X.XXX	±0.15
DIM	TOL
Angle	±3°

Id.	Modification	Date	Name
①	Change to new plant	17.08.2020	Winnie
②	Drawn	24.06.2013	Winnie



Date		Name		Description: DIN 41612 Type Q / Female / R/A	
Drawn	24.06.2013	Winnie			
Approved	17.08.2020	Winnie		ASSMANN WSW-No. A-QFxxxxxx-x	
Drawing-No.		ASS 5795 CO		rev01	
Customer-No.				SHEET 1 / 1	

G

H

H