

Product Change Notification (PCN)

Issue Date: 16.09.2020
Modification / Revision Date: 16.09.2020

A-QMxxxxx-x DIN41612

Change Notification : PCN20200916_ A-QMxxxxx-x

Description of changes :
1. Change of production location
2. New Draw.-No.ASS_5682_C0rev02

Reason for Change : Change of production location

Key Characteristics of Change : Details see page3

Products Affected : A-QMxxxxx-x
Type Q, male, straight

Date of change and Implementation :
Change : Week 38 / Year 2020
Implementation: 16.09.2020

Response : No response to this notification is required.

PCN Revision History :

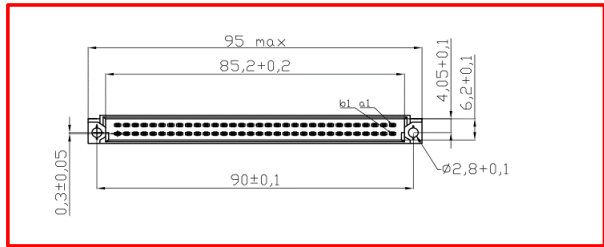
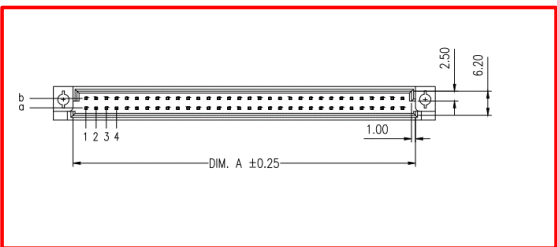
Date of Revision : 16.09.2020

Revision Number: 00

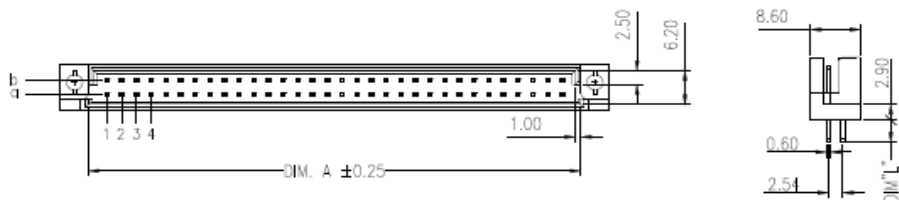
page 1/

Product Change Notification(PCN)

Issue Date: 16.09.2020
 Modification / Revision Date: 16.09.2020

A-QMxxxxx-x Old version	A-QMxxxxx-x New version																																
Tolerance : <table border="1" data-bbox="287 694 399 884"> <tr><td>Scale</td><td>1:1</td></tr> <tr><td colspan="2">TOLERANCE</td></tr> <tr><td>X.</td><td>±0.25</td></tr> <tr><td>X.X</td><td>±0.1</td></tr> <tr><td>X.XX</td><td>±0.05</td></tr> <tr><td>X.XXX</td><td>±0.012</td></tr> <tr><td>DIM</td><td>TOL</td></tr> <tr><td>Angle</td><td>±1°</td></tr> </table>	Scale	1:1	TOLERANCE		X.	±0.25	X.X	±0.1	X.XX	±0.05	X.XXX	±0.012	DIM	TOL	Angle	±1°	Tolerance : <table border="1" data-bbox="965 683 1077 884"> <tr><td>Scale</td><td>Free</td></tr> <tr><td colspan="2">TOLERANCE</td></tr> <tr><td>X.</td><td>±X</td></tr> <tr><td>X.X</td><td>±0.40</td></tr> <tr><td>X.XX</td><td>±0.25</td></tr> <tr><td>X.XXX</td><td>±0.15</td></tr> <tr><td>DIM</td><td>TOL</td></tr> <tr><td>Angle</td><td>±3°</td></tr> </table>	Scale	Free	TOLERANCE		X.	±X	X.X	±0.40	X.XX	±0.25	X.XXX	±0.15	DIM	TOL	Angle	±3°
Scale	1:1																																
TOLERANCE																																	
X.	±0.25																																
X.X	±0.1																																
X.XX	±0.05																																
X.XXX	±0.012																																
DIM	TOL																																
Angle	±1°																																
Scale	Free																																
TOLERANCE																																	
X.	±X																																
X.X	±0.40																																
X.XX	±0.25																																
X.XXX	±0.15																																
DIM	TOL																																
Angle	±3°																																
Contact <table border="1" data-bbox="263 985 821 1086"> <tr><td>WAB</td><td>:0.6+0.1 x 0.6±0.03 -0.015</td></tr> <tr><td>T</td><td>:4.0*(0.30x0.38)</td></tr> <tr><td>T2.5</td><td>:2.5*(0.30x0.38)</td></tr> </table>	WAB	:0.6+0.1 x 0.6±0.03 -0.015	T	:4.0*(0.30x0.38)	T2.5	:2.5*(0.30x0.38)	Contact <table border="1" data-bbox="941 985 1476 1086"> <tr><td>T</td><td>: 4.00±0.25*(0.60x0.60)±0.03</td></tr> <tr><td>T2.5</td><td>: 2.50±0.25 *(0.60x0.60)±0.03</td></tr> </table>	T	: 4.00±0.25*(0.60x0.60)±0.03	T2.5	: 2.50±0.25 *(0.60x0.60)±0.03																						
WAB	:0.6+0.1 x 0.6±0.03 -0.015																																
T	:4.0*(0.30x0.38)																																
T2.5	:2.5*(0.30x0.38)																																
T	: 4.00±0.25*(0.60x0.60)±0.03																																
T2.5	: 2.50±0.25 *(0.60x0.60)±0.03																																
Plating <table border="1" data-bbox="231 1164 821 1288"> <tr><td colspan="2">Contact Finish(Option in Part Number "-x")</td></tr> <tr><td>-1:</td><td>25µ" (0.63µm)Pd/Ni and 2µ"Gold Plating on Mating Area ,100µ"(2.54µm)Tin Plating on Tail Area, Flash Gold Plating on Non-mating Area,50µ" (1.27µm)Nickel Underplate All Over</td></tr> <tr><td>-2:</td><td>12µ" (0.30µm)Pd/Ni and 2µ"Gold Plating on Mating Area ,100µ"(2.54µm)Tin Plating on Tail Area, Flash Gold Plating on Non-mating Area,50µ" (1.27µm)Nickel Underplate All Over</td></tr> <tr><td>Blank:</td><td>Flash Gold Plating on mating Area and non-mating Area, Tin Plating on Tail Area,Nickel Underplate All Over</td></tr> </table>	Contact Finish(Option in Part Number "-x")		-1:	25µ" (0.63µm)Pd/Ni and 2µ"Gold Plating on Mating Area ,100µ"(2.54µm)Tin Plating on Tail Area, Flash Gold Plating on Non-mating Area,50µ" (1.27µm)Nickel Underplate All Over	-2:	12µ" (0.30µm)Pd/Ni and 2µ"Gold Plating on Mating Area ,100µ"(2.54µm)Tin Plating on Tail Area, Flash Gold Plating on Non-mating Area,50µ" (1.27µm)Nickel Underplate All Over	Blank:	Flash Gold Plating on mating Area and non-mating Area, Tin Plating on Tail Area,Nickel Underplate All Over	Plating <table border="1" data-bbox="941 1164 1484 1355"> <tr><td>Performance class I (-1)</td><td>500 mating cycles min. 30u" AU plating on mating area, Gold Flash on non-mating area, 50u" Nickel underplating</td></tr> <tr><td>Performance class II (-2)</td><td>100u" Sn plating on solder area over 50u" Nickel 250 mating cycles min.</td></tr> <tr><td>Performance class III (blank)</td><td>15u" AU plating on mating area, Gold Flash on non-mating area, 50u" Nickel underplating 100u" Sn plating on solder area over 50u" Nickel 50 mating cycles min. Gold flash on mating side over 50u" Nickel 100u" Sn plating on solder area over 50u" Nickel</td></tr> </table>	Performance class I (-1)	500 mating cycles min. 30u" AU plating on mating area, Gold Flash on non-mating area, 50u" Nickel underplating	Performance class II (-2)	100u" Sn plating on solder area over 50u" Nickel 250 mating cycles min.	Performance class III (blank)	15u" AU plating on mating area, Gold Flash on non-mating area, 50u" Nickel underplating 100u" Sn plating on solder area over 50u" Nickel 50 mating cycles min. Gold flash on mating side over 50u" Nickel 100u" Sn plating on solder area over 50u" Nickel																		
Contact Finish(Option in Part Number "-x")																																	
-1:	25µ" (0.63µm)Pd/Ni and 2µ"Gold Plating on Mating Area ,100µ"(2.54µm)Tin Plating on Tail Area, Flash Gold Plating on Non-mating Area,50µ" (1.27µm)Nickel Underplate All Over																																
-2:	12µ" (0.30µm)Pd/Ni and 2µ"Gold Plating on Mating Area ,100µ"(2.54µm)Tin Plating on Tail Area, Flash Gold Plating on Non-mating Area,50µ" (1.27µm)Nickel Underplate All Over																																
Blank:	Flash Gold Plating on mating Area and non-mating Area, Tin Plating on Tail Area,Nickel Underplate All Over																																
Performance class I (-1)	500 mating cycles min. 30u" AU plating on mating area, Gold Flash on non-mating area, 50u" Nickel underplating																																
Performance class II (-2)	100u" Sn plating on solder area over 50u" Nickel 250 mating cycles min.																																
Performance class III (blank)	15u" AU plating on mating area, Gold Flash on non-mating area, 50u" Nickel underplating 100u" Sn plating on solder area over 50u" Nickel 50 mating cycles min. Gold flash on mating side over 50u" Nickel 100u" Sn plating on solder area over 50u" Nickel																																
Insulator Appearance: 	Insulator Appearance: 																																
For detail, please take attached new drawing: ASS_5682_CO rev02 for reference																																	

A



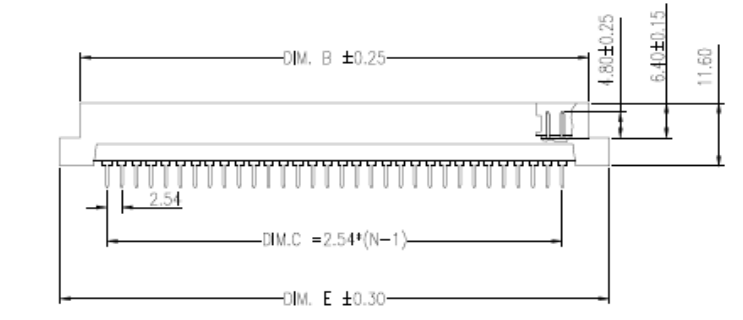
B

C

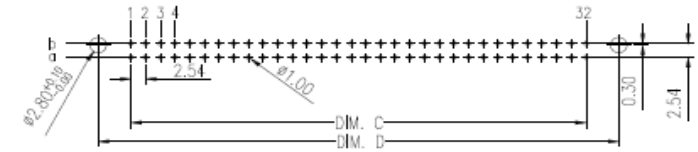
D

E

F



Recommended P.C.B Layout(Top Side)
(PCB BOARD TOLERANCE±0.05)



ROWS	DIM.A	DIM.B	DIM.C	DIM.D
2	94.00	78.74	85.00	88.90
2	54.00	38.10	44.40	48.26

Technical specifications:

Materials:

- 1. Insulator: Glass-Filled PBT, Color: Grey, UL 94V-0
- 2. Contact: Copper Alloy

Contact plating according DIN41612 performance classes:

- Performance class I
(-1) 500 mating cycles min.
30u" AU plating on mating area, Gold Flash on non-mating area,
50u" Nickel underplating
100u" Sn plating on solder area over 50u" Nickel
- Performance class II
(-2) 250 mating cycles min.
15u" AU plating on mating area, Gold Flash on non-mating area,
50u" Nickel underplating
100u" Sn plating on solder area over 50u" Nickel
- Performance class III
(blank) 50 mating cycles min.
Gold flash on mating side over 50u" Nickel
100u" Sn plating on solder area over 50u" Nickel

Other specifications:

- Contact resistance: 20mOhm max.
- Insulation resistance: 10¹²Ohm min.
- Current rating: 2A
- Operating temperature: -40°C to 105°C
- Operating voltage: 125VAC
- Test voltage: 1000VAC
- Packaging: Tray

DIN41612 STYLE Q MALE INVERSIVE STRAIGHT									
ORDERING CODE						CONTACT DETAILS			
Style	M=Male F=Female	No of pins	Rows loaded	Pin type	Plating Class	Pin length in mm	Cross section	Pin load	Pin type/direction
A - Q	M	xx	xx	x	- x				
Options (if another contact loading option is needed, please contact your sales office)									
A - Q	M	64	ab	T	- 1	4.00 (±0.25)	0.60x0.60(±0.03)	2x32	THT straight
		32	a	T2,5	2	2.50 (±0.25)	0.60x0.60(±0.03)	1x32	THT straight
		32	b		blank			1x32	

G

RoHS compliant
Unit:mm

Scale	Free
TOLERANCE	
X.	±X
X.X	±0.40
X.XX	±0.25
X.XXX	±0.15
DIM	TOL
Angle	±3°

Id.	Modification	Date	Name
②	Change to new plant	17.08.2020	Winnie
①	Modification of Male Pin – see PCN20131612_DIN41612-Arev01	20.12.2013	Amy
④	Drawn	24.05.2013	Winnie



Date	Name	Description: DIN 41612 Type Q / male / straight
Drawn 24.05.2013	Winnie	
Approved 17.08.2020	Winnie	ASSMANN WSW-No. A-QMxxxxx-x
Drawing-No. ASS 5682 CO		rev02
Customer-No.		SHEET 1 / 1