

Auf dem Schüffel 1
D-58513 Lüdenscheid
Tel.: +49-2351 - 554-0
Fax +49 (2351) 554-861
info@assmann-wsw.com
www.assmann-wsw.com

Product Change Notification(PCN)

Issue Date: 29.05.2018
Modification / Revision Date: 29.05.2018

V2199N1-x CPU heatsink, Stamped, AL1050,35x22x10mm, Natrue anodized

Change Notification: PCN 20180529-V199N1-x

Description of changes: 1. Change of structure design
2. Draw.-No. ASS_4262_HSrev03 substitutes ASS_4262_HSrev02

Date of change and Implementation: Change: Week 22 / year 2018
Implementation: 29.05.2018

Key Characteristics of Change: Dimensions, see page 3

Products Affected: V2199N1
V2199N1-F

Reason for Change: Change of dimensions

Response : No response to this notification is required.

PCN Revision History:

Date of Revision: 29.05.2018

Revision Number: 00

page 1/

Product Change Notification(PCN)

Issue Date: 29.05.2018
Modification / Revision Date: 29.05.2018

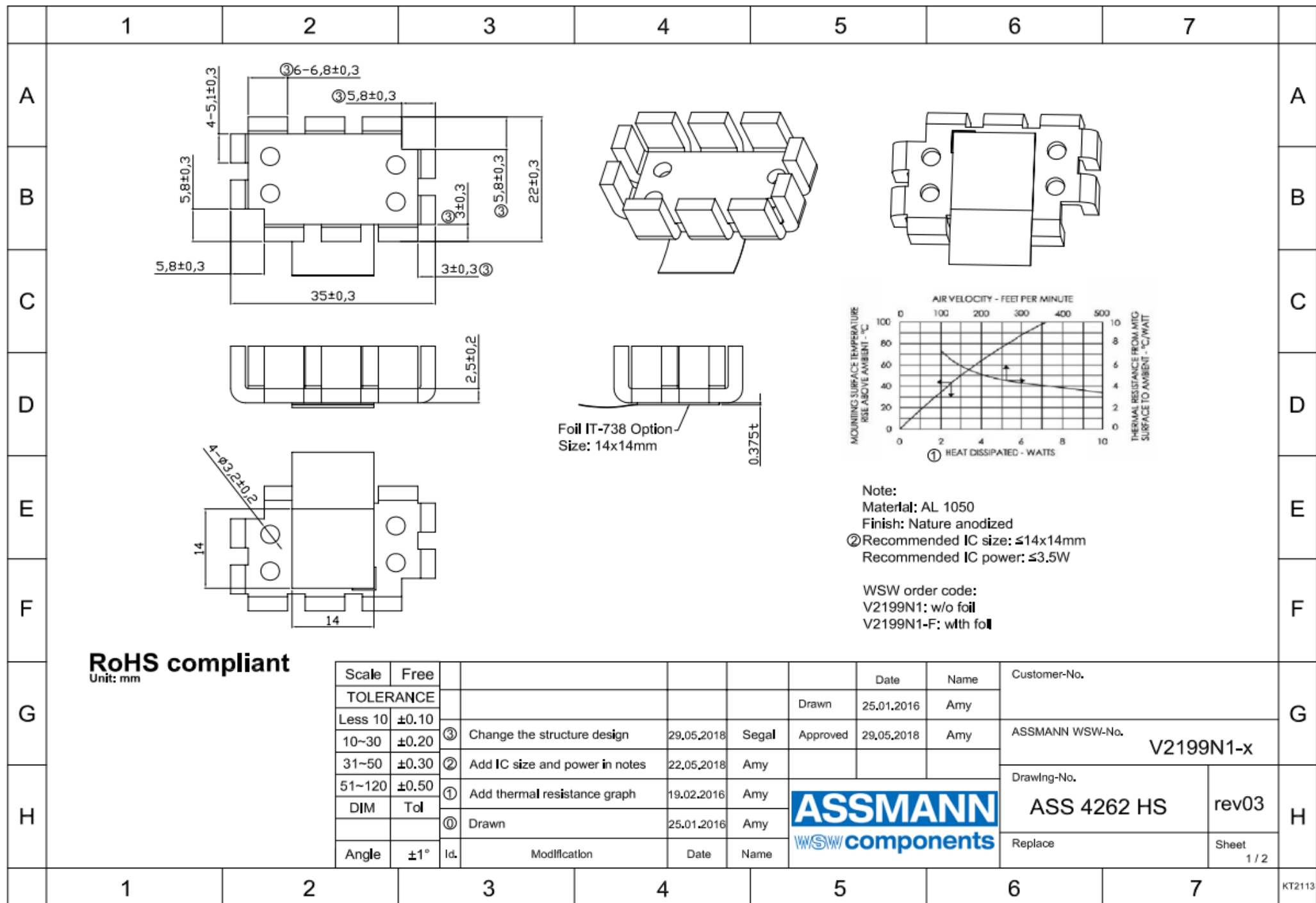
Old version	New version
<p>1. Dimensions:</p> <p>(1).4.25+/-0.3mm; (2).4.25+/-0.3mm; (3).5.25+/-0.3mm; (4).7.67+/-0.3mm; (5).6.4+/-0.3mm.</p>	<p>1.Dimension:</p> <p>(1).3.0+/-0.3mm; (2).5.8+/-0.3mm; (3).5.1+/-0.3mm; (4).6.8+/-0.3mm; (5).6.8+/-0.3mm.</p>
For detail, please take attached new drawing for reference: ASS_0878_HSrev06	




PCN Revision History:

Date of Revision: 29.05.2018


Revision Number: 00

page 3/



	1	2	3	4	5	6	7																																																																												
A	<table><tr><th colspan="3">IT-738 Thermally Conductive Attachment Tape</th></tr><tr><td>Item</td><td>IT-738</td><td>Test Method</td></tr><tr><td>Color</td><td>White</td><td>Visual</td></tr><tr><td>Thickness</td><td>0.375mm</td><td>ASTM D374</td></tr><tr><td>Thickness tolerance</td><td>±10%</td><td>/</td></tr><tr><td>Construction & Composition</td><td>High performance Ceramic filled acrylic pressure-sensitive adhesive</td><td>Visual</td></tr><tr><td>Thermal Conductivity (W/mk)</td><td>1.2</td><td>ASTM D5470</td></tr><tr><td>Peel Strength 90° on aluminum</td><td>3000 g</td><td>ASTM D1000</td></tr><tr><td>Holding Power 1kg@Room Temp using 1 in²</td><td>1 week PASS</td><td>PSTC-107</td></tr><tr><td>Dielectric Strength</td><td>668 Volts/mil</td><td>ASTM D-149</td></tr><tr><td>Holding Power 500g@70°C using 1 in²</td><td>1 week PASS</td><td>PSTC-107</td></tr><tr><td>Continuous Use Temp</td><td>-30°C to 150°C</td><td>/</td></tr><tr><td>Voltage Breakdown</td><td>>5KV</td><td>SSTM D149</td></tr><tr><td>RoHS Compliant</td><td>YES</td><td>SGS</td></tr><tr><td>REACH Compliant</td><td>YES</td><td>SGS</td></tr><tr><td>Flammability Rating</td><td>V-0</td><td>UL 94</td></tr></table>							IT-738 Thermally Conductive Attachment Tape			Item	IT-738	Test Method	Color	White	Visual	Thickness	0.375mm	ASTM D374	Thickness tolerance	±10%	/	Construction & Composition	High performance Ceramic filled acrylic pressure-sensitive adhesive	Visual	Thermal Conductivity (W/mk)	1.2	ASTM D5470	Peel Strength 90° on aluminum	3000 g	ASTM D1000	Holding Power 1kg@Room Temp using 1 in²	1 week PASS	PSTC-107	Dielectric Strength	668 Volts/mil	ASTM D-149	Holding Power 500g@70°C using 1 in²	1 week PASS	PSTC-107	Continuous Use Temp	-30°C to 150°C	/	Voltage Breakdown	>5KV	SSTM D149	RoHS Compliant	YES	SGS	REACH Compliant	YES	SGS	Flammability Rating	V-0	UL 94	A																											
IT-738 Thermally Conductive Attachment Tape																																																																																			
Item								IT-738	Test Method																																																																										
Color								White	Visual																																																																										
Thickness								0.375mm	ASTM D374																																																																										
Thickness tolerance								±10%	/																																																																										
Construction & Composition								High performance Ceramic filled acrylic pressure-sensitive adhesive	Visual																																																																										
Thermal Conductivity (W/mk)								1.2	ASTM D5470																																																																										
Peel Strength 90° on aluminum								3000 g	ASTM D1000																																																																										
Holding Power 1kg@Room Temp using 1 in²								1 week PASS	PSTC-107																																																																										
Dielectric Strength								668 Volts/mil	ASTM D-149																																																																										
Holding Power 500g@70°C using 1 in²								1 week PASS	PSTC-107																																																																										
Continuous Use Temp								-30°C to 150°C	/																																																																										
Voltage Breakdown								>5KV	SSTM D149																																																																										
RoHS Compliant								YES	SGS																																																																										
REACH Compliant	YES	SGS																																																																																	
Flammability Rating	V-0	UL 94																																																																																	
B	B																																																																																		
C	C																																																																																		
D	D																																																																																		
E	E																																																																																		
F	F																																																																																		
G	<div>RoHS compliant Unit: mm</div> <table><tr><td>Scale</td><td>Free</td><td></td><td></td><td></td><td></td><td>Date</td><td>Name</td><td colspan="2">Customer-No.</td></tr><tr><td colspan="2">TOLERANCE</td><td></td><td></td><td></td><td></td><td>Drawn</td><td>25.01.2016</td><td>Amy</td><td rowspan="4">ASSMANN WSW-No. V2199N1-x</td></tr><tr><td>Less 10</td><td>±0.10</td><td>③</td><td>Change the structure design</td><td>29.05.2018</td><td>Segal</td><td>Approved</td><td>29.05.2018</td><td>Amy</td></tr><tr><td>10~30</td><td>±0.20</td><td>②</td><td>Add IC size and power in notes</td><td>22.05.2018</td><td>Amy</td><td></td><td></td><td></td></tr><tr><td>31~50</td><td>±0.30</td><td>①</td><td>Add thermal resistance graph</td><td>18.02.2018</td><td>Amy</td><td colspan="3" rowspan="2"></td></tr><tr><td>51~120</td><td>±0.50</td><td>④</td><td>Drawn</td><td>25.01.2016</td><td>Amy</td></tr><tr><td>DIM</td><td>Tol</td><td></td><td></td><td></td><td></td><td></td><td></td><td></td><td>Drawing-No. ASS 4262 HS</td><td>rev03</td></tr><tr><td>Angle</td><td>±1°</td><td>Id.</td><td>Modification</td><td>Date</td><td>Name</td><td></td><td></td><td></td><td>Replace</td><td>Sheet 2 / 2</td></tr></table>							Scale	Free					Date	Name	Customer-No.		TOLERANCE						Drawn	25.01.2016	Amy	ASSMANN WSW-No. V2199N1-x	Less 10	±0.10	③	Change the structure design	29.05.2018	Segal	Approved	29.05.2018	Amy	10~30	±0.20	②	Add IC size and power in notes	22.05.2018	Amy				31~50	±0.30	①	Add thermal resistance graph	18.02.2018	Amy				51~120	±0.50	④	Drawn	25.01.2016	Amy	DIM	Tol								Drawing-No. ASS 4262 HS	rev03	Angle	±1°	Id.	Modification	Date	Name				Replace	Sheet 2 / 2	G
Scale	Free					Date	Name	Customer-No.																																																																											
TOLERANCE						Drawn	25.01.2016	Amy	ASSMANN WSW-No. V2199N1-x																																																																										
Less 10	±0.10	③	Change the structure design	29.05.2018	Segal	Approved	29.05.2018	Amy																																																																											
10~30	±0.20	②	Add IC size and power in notes	22.05.2018	Amy																																																																														
31~50	±0.30	①	Add thermal resistance graph	18.02.2018	Amy																																																																														
51~120	±0.50	④	Drawn	25.01.2016	Amy																																																																														
DIM	Tol								Drawing-No. ASS 4262 HS	rev03																																																																									
Angle	±1°	Id.	Modification	Date	Name				Replace	Sheet 2 / 2																																																																									
H								H																																																																											
	1	2	3	4	5	6	7	KT2113																																																																											

RoHS compliant
Unit: mm

Scale	Free					Date	Name	Customer-No.
TOLERANCE					Drawn	25.01.2016	Amy	
Less 10	±0.10	③	Change the structure design	29.05.2018	Segal	Approved	29.05.2018	Amy
10~30	±0.20	②	Add IC size and power in notes	22.05.2018	Amy			
31~50	±0.30	①	Add thermal resistance graph	19.02.2016	Amy			
51~120	±0.50	④	Drawn	25.01.2016	Amy			
DIM	Tol							
Angle	±1°	Id.	Modification	Date	Name			

ASSMANN WSW-No.		V2199N1-x	
Drawing-No.		ASS 4262 HS	rev03
Replace		Sheet 2 / 2	